


# Standalone Android Media Players



Transform existing screens into digital signage with our powerful standalone player with scheduling software

## Convert Existing Displays

For applications where there is already a display in place, these players are ideal for transforming them into USB updatable displays.



## Plug and Play

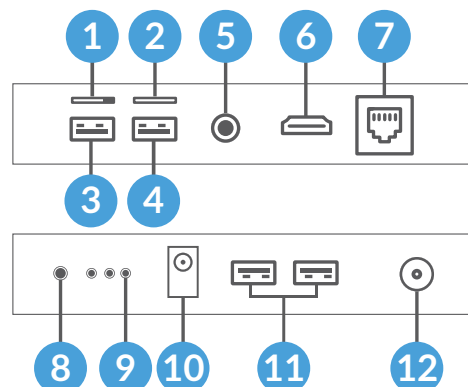
Plug and Play is the most straightforward update method. Simply load images and videos on a USB stick, insert in the player, wait for your content to copy over and then remove. Your images and videos will now play in a continuous loop.



## User Friendly AV Interface

With a classic HDMI port and four USB 2.0 ports on both sides of the player the media player is made for simple connections. This solution is futureproof if in the future the media player is upgraded to network with ports for a 4G Wi-Fi antenna and LAN port.

- |             |                |              |
|-------------|----------------|--------------|
| 1 TF Card   | 6 HDMI         | 11 USB x2    |
| 2 SIM Card* | 7 LAN*         | 12 4G/Wi-Fi* |
| 3 USB       | 8 IR Extension |              |
| 4 USB OTG   | 9 IR           |              |
| 5 Audio     | 10 DC 12V      |              |



\*Network upgrade required

## 24/7 Commercial Use

Commercially graded high quality components are used in the design of the media player to ensure that it can be in constant use 24/7. Unlike domestic players, or DVD players, this unit is purpose built to run constantly and is extremely robust.



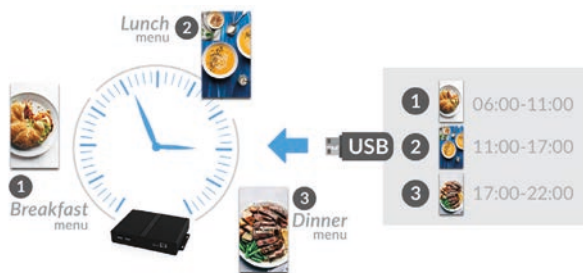
## Android Media Player

Thanks to their Android operating system, these players are more easily updateable and faster than ever before. They can also be upgraded to the network version so that you can update content over the internet.



## Free Scheduling Software

For more advanced use you can take advantage of the free scheduling software, allowing you to display different content at certain times of the day. You can also add scrolling text and set image duration and transition effects.



## Power Timer

The eco-friendly power timer allows you to assign daily or weekly on and off times for your media player. The ability to power on and off automatically means that the media player is only in use when it needs to be; improving your environmental efficiency.



		Standalone Android Media Player
AV Outputs	Video	HDMI
	Audio	Stereo Analog Audio Socket (3.5mm)
Power	Power Consumption (W)	<5
	Input Voltage	DC 12V
Mechanical	Unit Size (WxHxD mm)	194.8x129x37
	Package Size (WxHxD mm)	262x155x100
	Net Weight (kg)	0.6
	Gross Weight (kg)	1.1
Environmental	Operating Temperature	0 °C to 40 °C
	Storage Temperature	-10°C to 55°C
	Operating Humidity	10% to 80%
	Storage Humidity	10% to 80%
Computer	Media Formats	Video (MPG, AVI, MP4, RM, RMVB, TS), Audio (MP3, WMA), Image (JPG, GIF, BMP, PNG)
	Media Resolution	1920x1080/1080x1920
	Internal Memory	32GB
	CPU	Quad-Core Cortex-A17@1.61GHz
	GPU	Mali-T760 MP4 @600MHz
	RAM	4GB DDR3
	USB	USB2.0 HOST (x4)
	LAN	10/100Mb/s Ethernet
	Wi-Fi	802.11b/g/n
	OS	Android 7.1
Accessories	Included	HDMI Cable, Scheduling Software, Remote Control, User Manual
	Warranty Period	3 Year Warranty
Warranty	Technical Support	Lifetime


Errors and omissions excepted

# Why Choose Our Commercial Display Solutions?



## Lifetime Technical Support

From the moment you receive your product, throughout the duration of your warranty and even after your warranty has expired we are here to support you. If you require any assistance setting up or using your product, or have any problems at all, we can provide free technical support via telephone and email.



## On-site Support and Maintenance\*

If needed, we can provide an installation service for any of our products. We can also set up service-level agreements for larger projects that require maintenance contracts.



## Extended Warranty\*

All of our commercial display products come with a 3 year commercial warranty as standard but if you want to extend this you can upgrade this to cover a 5 year period at point of purchase.



## Training

As well as providing free remote CMS training sessions and webinars we can also visit you to deliver bespoke training for our software and hardware\*.



## Advanced Replacements†

Should your display suffer from any kind of hardware failure during the warranty period we will send you an advanced replacement and arrange for your old display to be collected, free of charge. This ensures no downtime where you are without a screen.



## Custom Product Testing & Configuration

If you need us to test third party software or a website, or configure your screen in a particular way before it is dispatched (e.g. in a particular orientation or network mode), we can do so to make your life easier.



## 3D Rendering

Want to know how a particular screen will look once installed? Send us a photo of the location and we will create a 3D rendering of any screen in situ to help you to visualise how amazing it will look.



## Logistics Support

We hold more stock in our UK warehouse than any other manufacturer so we can help you meet tight deadlines. For last minute orders we can also offer special express or morning delivery options\*. We also carry out UK based quality control checks on every display before it leaves our warehouse.



## Project Support

If you need to loan a sample unit to test we'd be more than happy to arrange this. We can also provide a rental service for temporary projects\*.



## Customisation\*

Your display can be customised to suit your requirements by adding your logo or printed graphics or even tailoring the colour of a display. We can also carry out hardware modifications to existing products or manufacture bespoke solutions for special projects.



## Extras\*

As well as being able to provide accessories and add-ons, such as extra remote controls, NUC PCs and video wall controllers, we can also supply custom made flight cases which are great if a display needs to be moved safely from place to place.

†UK mainland only

\*These particular services may incur additional charges