



Android Cloud Network
Media Player with Live Input



Overview

Broadcast Live Feed

It couldn't be simpler to integrate a live feed with Digital Signage with our specialised Media Player with Live Inputs. So if you wanted to display TV in your layout, simply connect a TV set-top box or desired input source into the media player via HDMI. Then connect the media player to a screen via HDMI and you can control everything via our CMS.

Built in Wi-Fi

Connect the screen to the CMS wirelessly via the integrated Wi-Fi, ethernet or by LAN

Cloud Based Digital Signage Software

Transform your screen into a remotely updateable advertising display with our Network Media Player. With our online CMS you can upload content, design multimedia layouts, create your own personalised playlists and schedules as you take control of your screen.

Simple Network Solution

No software installation is required once you have connected the Cloud Network Media Players to your screens. The screens in your network can all be under one roof or as part of a national or global network. Just by logging in to our cloud based CMS you can control your screens individually or as part of a network.

Environmentally Friendly Power Timer

Allows for a reduced power usage in those hours that the displays are not required. Set daily or weekly On/Off times for your displays.

Integrated Android Media Player

The integrated Android Media Player allows for super fast updates. If required you can also run third party Digital Signage software via the Android PC board.



Commercial Grade

Designed for use in commercial applications this media player can run 24/7. There are no external buttons or controls to avoid tampering.

Backup USB updates

In the event that your internet connection goes down, there is a backup procedure that means you can still package your Network Digital Signage content onto a USB stick and insert into the Media Player to update your content. After copying over the content you can remove the USB stick and the content will start playing as normal.





Broadcast Live TV

Transform existing screens into cloud based Digital Advertising Displays with a live television input. Simply connect a TV set-top box or desired input source into the media player via HDMI. Then connect the media player to a screen via HDMI and you can control everything via our CMS. It couldn't be simpler to integrate live TV with Digital Signage.



Cloud Based Software

The Cloud Network Media Player transforms your screens into remotely updatable advertising displays. Start by logging into our cloud based portal (MySignagePortal.com) to upload content, design multimedia zone layouts with a live tv zone, create playlists and schedules and take control of every one of your screens.



Simple Network Solution

No software installation is required once you have connected the Cloud Network Media Players to your screens via HDMI or VGA. The screens in your network can all be under one roof or as part of a national or global network. Just by logging in to our cloud based CMS you can control your screens individually or as part of a network.

Features

Android Media Player



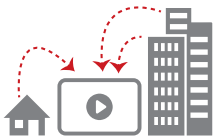
Their Android PC board provides a super fast processing speed allowing for improved communication with the CMS and means you can update your screens quicker than ever before. The Android Cloud Network Media Player also allows you to run your own software should you already have a CMS solution.

Update Your Screen From Anywhere



Content can be uploaded and managed from anywhere in the world via our web portal, simply login, upload your images and videos to our secure server and send them directly to your screens.

Remote Screen Functions



You can control most of your screen's functions via the CMS, such as playing and stopping content as well as volume control; a truly centralised solution. Records are kept of all screen and user activity so as you can monitor the usage and effectiveness of your content.

Manage Your Users

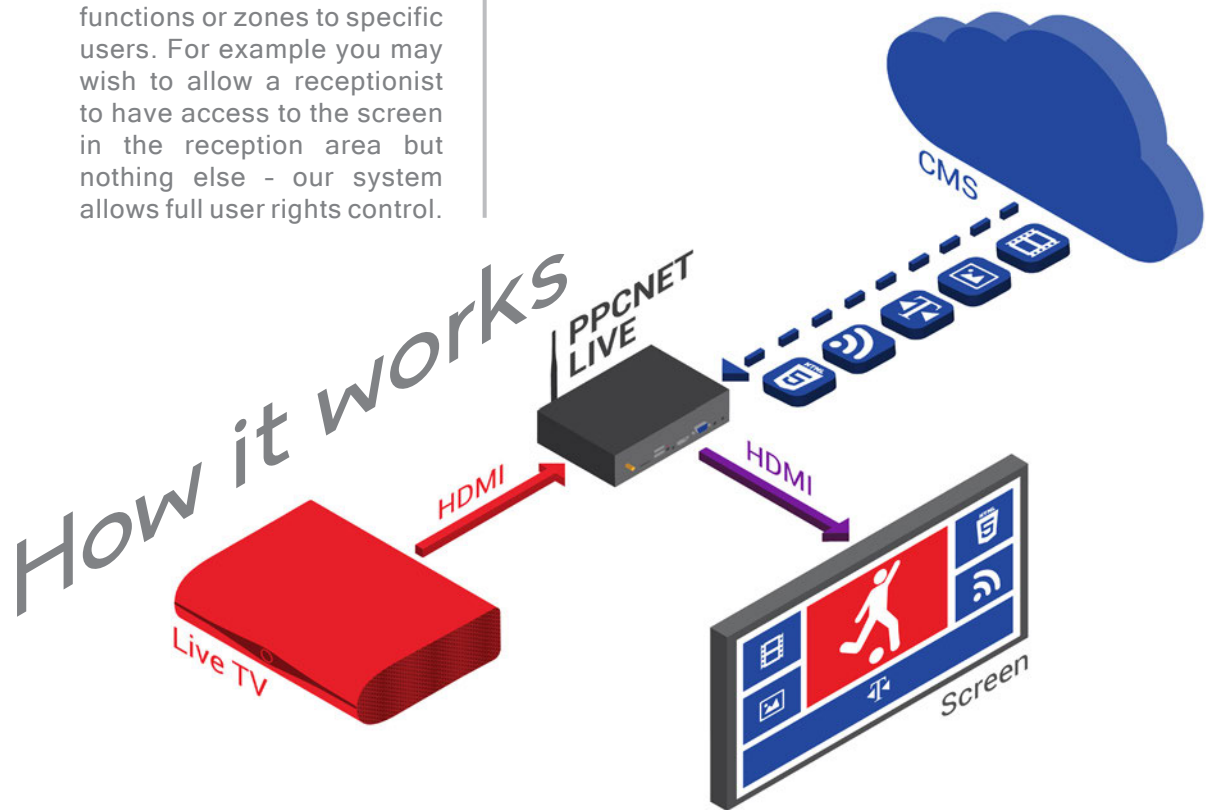


You may wish to limit some functions or zones to specific users. For example you may wish to allow a receptionist to have access to the screen in the reception area but nothing else - our system allows full user rights control.

Schedule Playlists



You can determine exactly what content is displayed and when. Create playlists that will automatically display your desired content at pre-determined times and dates. Whatever your scheduling requirements, our system can support them.



Network Features

Live TV Feed

Broadcast a live TV feed or a feed from any HDMI or VGA input.

Webpages

Allows you to display a live webpage such as a social media page or live web feed

Logo

Brand your layout with your logo which will stay on top of all other zones

Office Documents & PDF's

Display PDF files alongside Microsoft Word, Excel and PowerPoint files

Scrolling Text

Display a ticker tape message or live RSS feed. From here you can adjust the font, size, colour, speed and direction of the text

Date

Display the date in a variety of formats, sizes and in whatever colour you want

Weather Widget

Display a real time weather forecast for up to the next three days

Static Text

Allows you to input custom text values

Background

Set an image or a colour to frame your media zones

Image

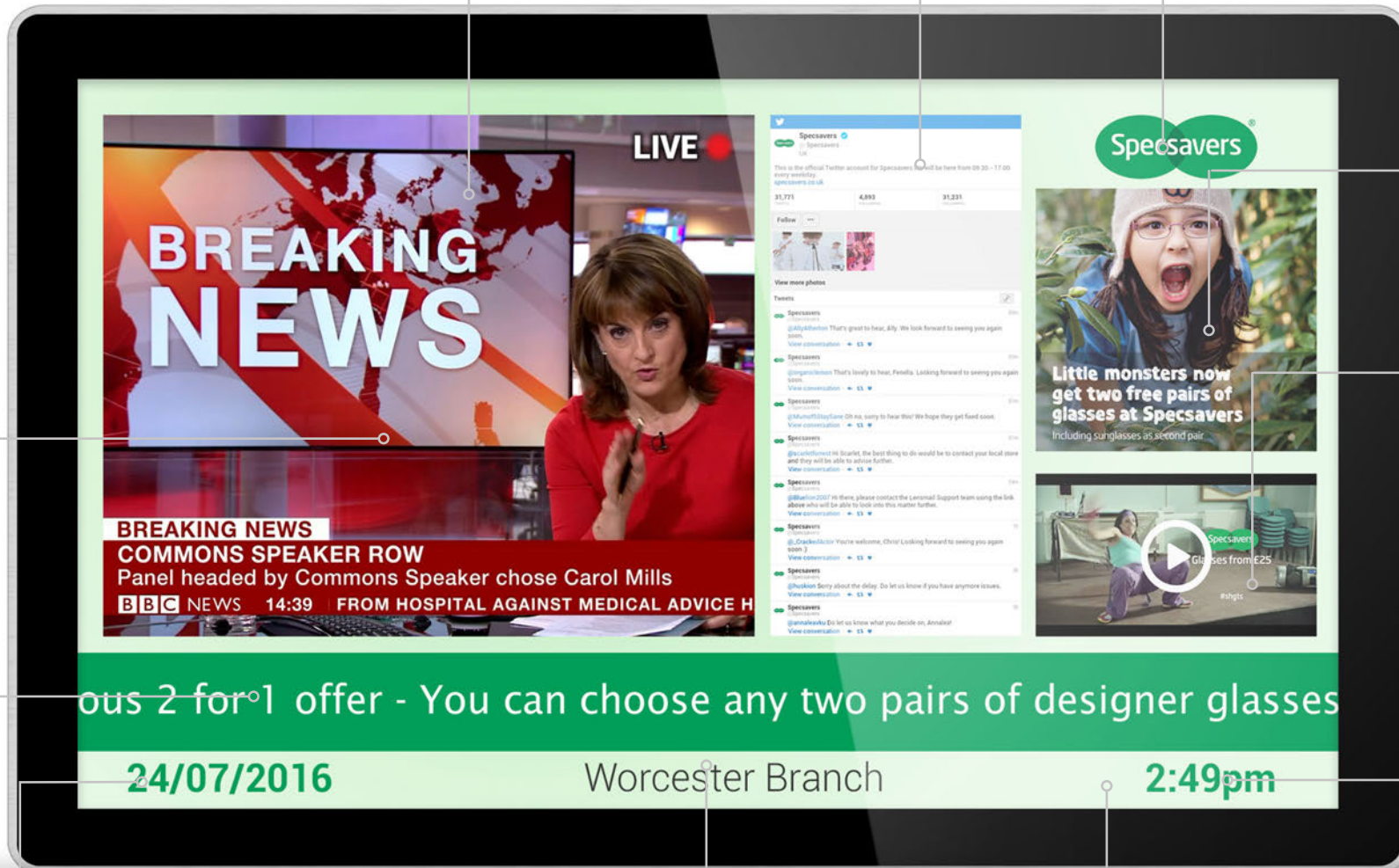
Multiple images playing in a continuous rolling loop

Videos

Multiple videos playing in a continuous rolling loop

Time

Display the time in a variety of formats, sizes and in whatever colour you want



			Android Cloud Network Media Player with Live Input
AV Outputs	Video	HDMI, VGA	
	Audio	Stereo Analog Audio Socket (3.5mm)	
Power	Power Consumption (W)	<5	
	Input Voltage	AC110~240V (50Hz~60Hz)	
Mechanical	Unit Size (WxHxD mm)	155x103.45x33.6	
	Dimension of Box (WxHxD mm)	201x134x111.4	
	Net weight (Kg)	0.35	
	Gross Weight (Kg)	0.55	
Environmental	Operating Temperature	0°C to 50°C	
	Storage Temperature	-30°C to 60°C	
	Operating Humidity	10% to 80%	
	Storage Humidity	5% to 95%	
Computer	Internal Media Player	Media Formats	Video (MPG, AVI, MP4, RM, RMVB, TS), Audio (MP3, WMA), Image (JPG, GIF, BMP, PNG)
		Media Resolution	1920x1080/1080x1920
		Internal Memory	6GB
		CPU	Quad-Core Cortex-A9 @1.6GHz
		GPU	Mali-400 MP4 @600MHz
		RAM	1 GB DDR3
		ROM	8GB NAND
		USB	USB2.0 HOST (x2)
		LAN	10/100M Ethernet (Only when upgraded to network)
		Wi-Fi	802.11b/g/n (Only when upgraded to network)
		OS	Android 4.2.2
		Graphic Engine	OpenGL ES 1.1/2.0, OpenVG 1.1
		Special Features	Live TV/AV Feed, Images, Videos, Audio, Scrolling Text Message, On/Off Timer, On Screen Clock, Media Rotation
Accessories	Included	HDMI Cable, Scheduling Software, Remote Control, User Manual	




Why Choose Our Commercial Display Solutions?



Lifetime Technical Support

From the moment you receive your product, throughout the duration of your warranty and even after your warranty has expired we are here to support you. If you require any assistance setting up or using your product, or have any problems at all, we can provide free technical support via telephone and email.



On-site Support and Maintenance*

If needed, we can provide an installation service for any of our products. We can also set up service-level agreements for larger projects that require maintenance contracts.



Extended Warranty*

All of our commercial display products come with a 3 year commercial warranty as standard but if you want to extend this you can upgrade this to cover a 5 year period at point of purchase.



Training

As well as providing free remote CMS training sessions and webinars we can also visit you to deliver bespoke training for our software and hardware*.



Advanced Replacements†

Should your display suffer from any kind of hardware failure during the warranty period we will send you an advanced replacement and arrange for your old display to be collected, free of charge. This ensures no downtime where you are without a screen.



Custom Product Testing & Configuration

If you need us to test third party software or a website, or configure your screen in a particular way before it is dispatched (e.g. in a particular orientation or network mode), we can do so to make your life easier.



3D Rendering

Want to know how a particular screen will look once installed? Send us a photo of the location and we will create a 3D rendering of any screen in situ to help you to visualise how amazing it will look.



Logistics Support

We hold more stock in our UK warehouse than any other manufacturer so we can help you meet tight deadlines. For last minute orders we can also offer special express or morning delivery options*. We also carry out UK based quality control checks on every display before it leaves our warehouse.



Project Support

If you need to loan a sample unit to test we'd be more than happy to arrange this. We can also provide a rental service for temporary projects*.



Customisation*

Your display can be customised to suit your requirements by adding your logo or printed graphics or even tailoring the colour of a display. We can also carry out hardware modifications to existing products or manufacture bespoke solutions for special projects.



Extras*

As well as being able to provide accessories and add-ons, such as extra remote controls, NUC PCs and video wall controllers, we can also supply custom made flight cases which are great if a display needs to be moved safely from place to place.

†UK mainland only

*These particular services may incur additional charges